



<p>M-01/00 :</p> <p>7 1</p>		
-----------------------------	--	---

pH

/


pH.

M-01/00 : 7 2		
----------------------	--	---


Bacillus stearothermophilus

pH

pH

<p>M-01/00 :</p> <p>7 3</p>		
-----------------------------	--	---

<p>pH</p>	
<p>pH</p> <p>pH</p>	<p>pH</p>
<p>pH</p>	
<p>()</p>	

<p>M-01/00 :</p> <p>7 4</p>		
-----------------------------	--	---

/ nm) BHI TSB
 (/

(Nutritional activity)

×

(Inhibitory activity)

×

./


./

±


Co₂ %

Co₂


Co₂

<p>M-01/00 :</p> <p>7 5</p>		
---	--	---

		CO ₂ 18- 24 °C	Sheep Blood Agar
		CO ₂ 24-48 °C	
		°C	(GN)broth
(-) GN broth			
		°C	EMB
()			
		°C	HE

<p>M-01/00 :</p> <p>7 6</p>		
-----------------------------	--	---

)		°c	
(
		°c	
()			
		°c	
()			
)			
(

<p>M-01/00 :</p> <p>7 7</p>		
---	--	---

		$^{\circ}\text{C}$ ()	
		$^{\circ}\text{C}$	<p>BHI ,TSB</p>
-		$^{\circ}\text{C}$	<p>XLD</p>
()			
()			
(

References:

- 1- National Committee for Clinical Laboratory Standards: Quality assurance for commercially prepared microbiology culture media ed2 Approved standards; M22-A22) Wayne, Pa 1996 NCCLS
- 2- Mahon CR. Manuseelis. Text book of Diagnostic Microbiology Ed. 2 –W. B Saunders Company .2000